



Privacy Control for Images on Social Media

Sneha Bankar¹, M. M. Ambekar²
M. Tech Student¹, Assistant Professor²
Department of CSE
P. E. S. College of Engineering, India

Abstract:

Pictures nowadays are progressively shared online on social organizing locales such as Facebook, Flickr, and Instagram. Picture sharing happens not as it were inside a bunch of companions but moreover increasingly exterior a user's social circles for purposes of social disclosure. Despite that current social networking sites allow users to change their privacy preferences, this is often a cumbersome task for the vast majority of users on the Web, who face difficulties in assigning and managing privacy settings. When these protection settings are utilized improperly, online picture sharing can possibly lead to unwanted disclosures and protection infringement. Hence, consequently some anticipating images security to caution clients approximately private or sensitive content some time recently uploading these pictures on social organizing destinations has ended up a need in our current interconnected world.^[1]

Keyword: Machine Learning, Social Media, Python, security and privacy, online information services.

I. INTRODUCTION:

Online picture sharing through social organizing locales such as Facebook, Flickr, and Instagram is on the rise and so is the sharing of private or delicate pictures, which can lead to potential dangers to users' security when inappropriate privacy settings are utilized in these stages. Numerous clients rapidly share private pictures of themselves and their family and friends, without carefully considering almost the results of undesirable divulgence and security infringement. For case, it is common presently to require photographs at cocktail parties and share them on social organizing destinations without much faltering. The smartphones encourage the sharing of photographs for all intents and purposes at any time with individuals all around the world. These photographs can potentially uncover a user's individual and social propensities and may be utilized within the burden of the photos' proprietor. Facebook profiles and laid out potential dangers to protection. The creators found that clients regularly give individual information generously on social organizing destinations, but they once in a while alter default protection settings, which may jeopardize their privacy. The primary reason of this venture may be a advanced right hand to caution individuals approximately private or delicate substance before embarrassing photographs are shared with everybody on social systems. Nonexclusive designs of images' security can be automatically recognized when a expansive set of pictures are considered for investigation and examined parallel expectation models.^[2]

II. RESEARCH ELABORATIONS:

Our objective is to precisely distinguish private or touchy substance from pictures some time recently they are shared on social organizing locales. Absolutely, given an picture, we point to memorize models to classify the picture into one of the two classes: private or open, based on bland designs of security. Private pictures have a place to the private circle (e.g., family,

companions) or contain data that one would not share with everybody else (e.g., private records). Open images Capture substance that can be seen by everybody without bringing about security infringement. To attain our objective, we extricate a assortment of highlights from a few CNNs and recognize those highlights that have the most elevated discriminative control for picture security expectation. As the security of an picture can be decided by the nearness of one or more objects portrayed by the visual substance and the description related with it within the shape of labels, we consider both visual highlights and picture labels for our investigation. For the reason of this think about, we did not consider other relevant data around pictures (e.g., individual data around the picture proprietor or the proprietor social organize exercises, which may or may not be accessible or effortlessly open), since our objective is to anticipate the security of an picture exclusively from the pictures substance itself. We depend on the presumption that, in spite of the fact that security could be a subjective matter, non specific designs of images' protection exist that can be extricated from the images' visual substance and textual tags. for this venture we are getting to utilize CNN calculation. The clarification of CNN is:

Convolutional Neural Networks

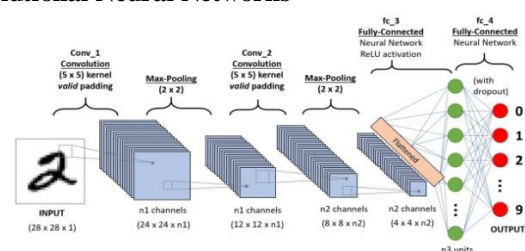


Figure.1.1. CNN sequence to classify handwritten digits

A Convolutional Neural Organize (Conv Net/CNN) could be a Profound Learning calculation which can take in an input picture, allot significance (learnable weights and inclinations) to

different aspects/objects within the picture and be able to distinguish one from the other. The pre-processing required in a Conv Net is much lower as compared to other classification calculations. While in primitive strategies channels are hand-engineered, with sufficient preparing, Conv Nets have the capacity to memorize these filters/characteristics. The engineering of a Conv Net is closely resembling to that of the network design of Neurons within the Human Brain and was motivated by the organization of the Visual Cortex. Person neurons react to stimuli only in a confined locale of the visual field known as the Open Field. A collection of such areas cover to cover the complete visual zone.

• Why Conv Nets over Feed-Forward Neural Nets?

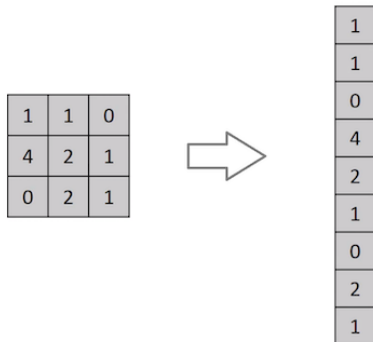


Figure.1.2 flattening of a 3x3 image matrix into a 9x1 vector

An picture is nothing but a framework of pixel values, right? So why not fair smooth the picture (e.g. 3x3 picture framework into a 9x1 vector) and nourish it to a Multi-Level Perceptron for classification purposes? Uh. Not really. In cases of amazingly essential parallel pictures, the strategy might appear an normal accuracy score whereas performing expectation of classes but would have small to no precision when it comes to complex pictures having pixel conditions throughout. A Conv Net is able to effectively capture the Spatial and Transient conditions in an picture through the application of important channels. The engineering performs distant better;a much better;a higher;a stronger;an improved">a distant better fitting to the picture dataset due to the decrease within the number of parameters included and reusability of weights. In other words, the organize can be prepared to get it the modernity of the picture way better.[3]

•Input Image

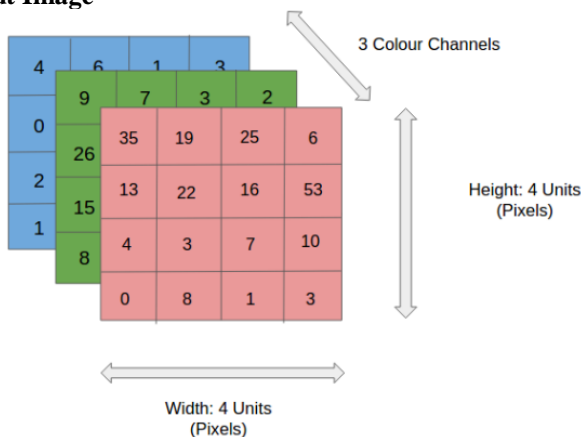


Figure.1.3. 4x4x3 RGB Image

Within the figure, we have an RGB picture which has been isolated by its three color planes — Ruddy, Green, and Blue. There are a number of such color spaces in which pictures exist — Grayscale, RGB, HSV, CMYK, etc. You'll be able envision how computationally seriously things would get once the pictures reach measurements, say 8K (7680x4320). The part of the ConvNet is to decrease the pictures into a frame which is less demanding to prepare, without losing features which are basic for getting a great forecast. Usually critical when we are to plan an design which isn't as it were great at learning highlights but moreover is versatile to gigantic datasets.

•Convolution Layer — the Kernel

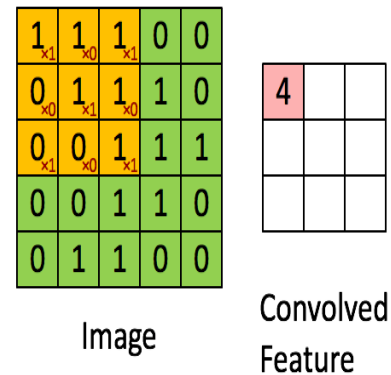


Figure.1.4. Convoluting a 5x5x1 image with a 3x3x1 kernel to get a 3x3x1 convolved feature

Picture Measurements = 5 (Stature) x 5 (Breadth) x 1 (Number of channels, eg. RGB) In the over exhibit, the green segment takes after our 5x5x1 input picture, I. The component included in carrying out the convolution operation within the to begin with portion of a Convolutional Layer is called the Kernel/Filter, K, spoken to within the color yellow. We have chosen K as a 3x3x1 matrix.

Kernel/Filter, K = 1 0 1
0 1 0
1 0 1

The Kernel shifts 9 times because of Stride Length = 1 (Non-Strided), every time performing a matrix multiplication operation between K and the portion P of the image over which the kernel is hovering.[4]

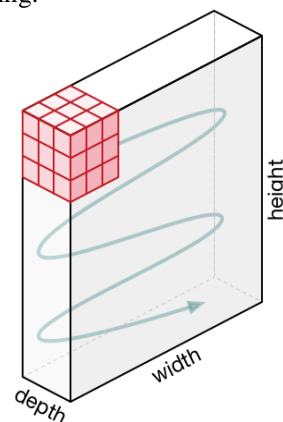


Figure. 1.5. Movement of the Kernel

The channel moves to the proper with a certain Walk Esteem till it parses the total width. Moving on, it jumps down to the starting (cleared out) of the picture with the same Stride Esteem and repeats the method until the whole picture is navigated.

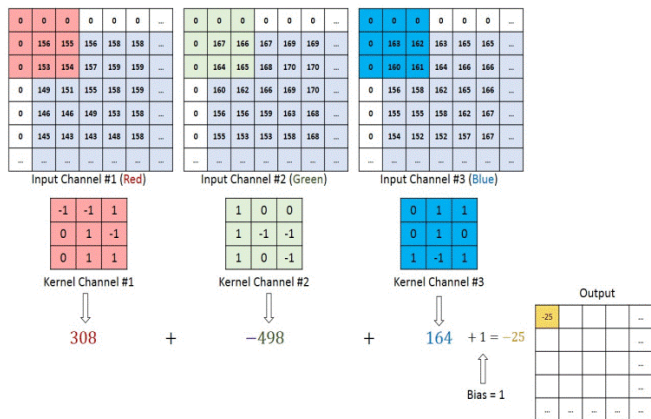


Figure.1.6. Convolution operation on a MxNx3 image matrix with a 3x3x3 Kernel

Within the case of pictures with numerous channels (e.g. RGB), the Bit has the same profundity as that of the input picture. Framework Duplication is performed between Kn and In stack ([K1, I1]; [K2, I2]; [K3, I3]) and all the comes about are summed with the inclination to donate us a squashed one-depth channel Convolved Highlight Yield.

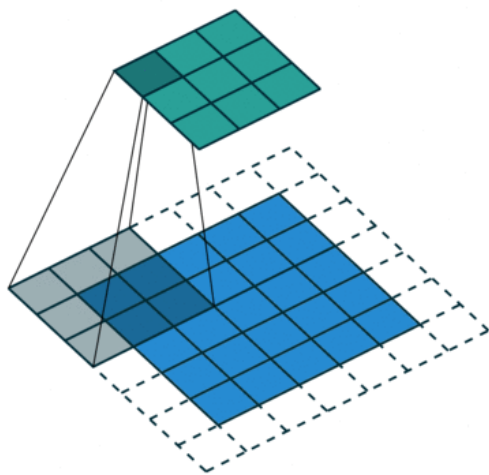
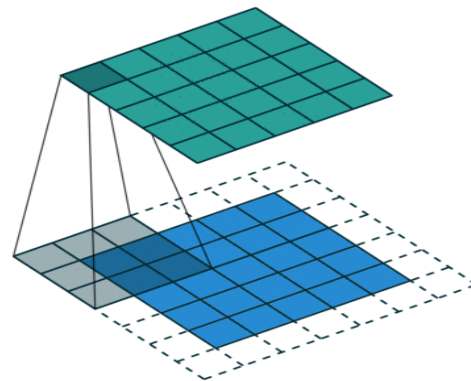


Figure.1.7. Convolution Operation with Stride Length = 2

The objective of the Convolution Operation is to extricate the high-level highlights such as edges, from the input picture. ConvNets require not be constrained to as it were one Convolutional Layer. Ordinarily, the primary ConvLayer is dependable for capturing the Low-Level highlights such as edges, color, slope introduction, etc. With included layers, the design adjusts to the High-Level highlights as well, giving us a organize which has the wholesome understanding of pictures within the dataset, comparable to how we would. There are two sorts of comes about to the operation — one in which the convolved include is diminished in dimensionality as compared to the input, and the other in which the dimensionality is either expanded or remains the same. This is often done by applying Substantial Cushioning in case of the previous, or Same Cushioning within the case of the last mentioned.



•SAME padding: 5x5x1 image is padded with 0s to create a 6x6x1 image

When we expand the 5x5x1 picture into a 6x6x1 picture and after that apply the 3x3x1 part over it, we discover that the convolved network turns out to be of measurements 5x5x1. Thus the title — Same Cushioning. On the other hand, in the event that we perform the same operation without cushioning, we are displayed with a framework which has measurements of the Part (3x3x1) itself — Substantial Cushioning. The taking after store houses many such GIFs which would assist you get distant better;a much better;a higher;a stronger;an improved">a higher understanding of how Cushioning and Walk Length work together to attain comes about significant to our needs.^{[5][6]}

III. CONCLUSION:

The result of our classification assignment is anticipated to help other exceptionally down to earth applications. For illustration, pictures nowadays are frequently put away within the cloud (e.g., Dropbox or iCloud) as a frame of record reinforcement to avoid their misfortune from physical harms and they are defenseless to undesirable introduction when the capacity supplier is compromised. Our work can alarm clients some time recently uploading their private (or touchy) pictures to the cloud frameworks to control the sum of individual data (eg. social security number) shared through pictures. Within the future, utilizing this think about, an engineering can be created, that will consolidate other relevant data around pictures such as individual data approximately the picture proprietor, owner's security inclinations or the proprietor social arrange exercises, in expansion to the visual substance of the picture. Another curiously course is to amplify these CNN designs to depict and localize the touchy substance in private pictures, that will upgrade show interpretability.^[7]

Acknowledgement:

I wish to express our deep gratitude to our guide Prof. M. M. Ambekar for all advices, encouragement and constant support they had given us throughout our project work. This work would not have been possible without their support and valuable suggestion. I am grateful to Dr. Abhijeet P. Wadekar (Principal) of P.E.S. College of Engineering Nagsenvan, Aurangabad, and Prof. S. N. Kakarwal(Head of Department) and Prof. V. A. Losarwarfor giving us the necessary facilities to carry out our project work successfully. I would like to thank all our authors for their research paper. Association for Computing Machinery; [Ashwini Tonge] this paper for really helpful. Finally, we have no words to express our sincere gratitude to our parents who has given us support and blessings.

IV. REFERENCES:

- [1]. International Symposium on Resource Exploration and Environmental Science; Jie Wang and Zihao Li; 14/02/2021. 12:05PM
- [2]. Association for Computing Machinery; [ASHWINI TONGE] 14/02/2021. 12:15PM
- [3]. International Journal of Computer Science and Information Technologies; Ashwini P Nimbhore, Prof. Aarti P Nimbhore; 15/02/2021. 01:05PM
- [4]. Springer-Verlag Berlin Heidelberg; JunSeok Lim and Koeng Mo Sung; 15/02/2021. 01:15PM
- [5]. Association for the Advancement of Artificial Intelligence; Ashwini Tonge and Cornelia Carage; 15/02/2021. 01:45PM
- [6]. Institute of Electrical and Electronics Engineers; Anna Cinzia Squicciarini; 15/02/2021. 02:15PM
- [7]. Association for the Advancement of Artificial Intelligence; Ashwini Tonge and Cornelia Carage 16/02/2021. 01:45PM.